


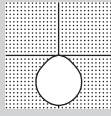
PANO 3.25"

WOODWORKS® GRILLE CLASSIC

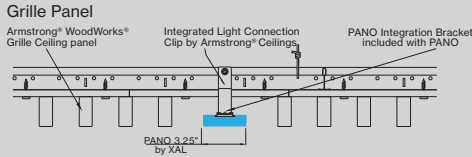


PERFORMANCE

- Coordinates with Woodworks® Grille ceiling panel
- Up to 122lm/W
- High performance opal cover
- Remote mountable LED driver
- Damp rated



WoodWorks® Grille Ceiling Integration



REMOTE MOUNTING

Quick and easy electrical connection

REMOTE MOUNTING



[link to page](#)


ARMSTRONG CEILING TYPES

WARM, AESTHETIC ROOMS

WT5 - WOODWORKS®
GRILLE TEGULAR 15/16




WT5 - WOODWORKS®
GRILLE TEGULAR-VERTICAL SLATS



WLS - WOODWORKS®
GRILLE SOLID WOOD PANELS



WLV - WOODWORKS® GRILLE
VENEERED PANELS



5 YEAR
limited
led warranty

Catalog Number Example

PANO3-WWG-WH-PS-OP-30K-C80-UNV-010V-0675LF-ST-08FT

A RANGE

PANO 3.25" PANO3

H VOLTAGE

120V / 277V UNV

B CEILING TYPE

WoodWorks® Grille WWG

please contact your Armstrong® ceilings rep for the Integrated Light Connection Clip for the specified ceiling type

I DIMMING

0-10V 1% 0 1 0 V

J OUTPUT LM/FT

675lm/ft 100% ± 0 6 7 5 L F

C COLOR

Black B L

K SHAPE / PATTERN

Linear / straight S T

D POWER FEED LENGTH

4' standard integrated P S

L DIMENSIONS IN FT

4' fixture 0 4 F T

6' fixture 0 6 F T

8' fixture 0 8 F T

fixture replaces full length of ceiling panel; please see table on next page and fixture length dimensions

E LENS

HP opal cover O P

F CCT

3000 K 3 0 K

3500 K 3 5 K

G CRI

CRI > 80 C 8 0

CRI > 90 C 9 0

BASO
basolighting.com
xalusa.com

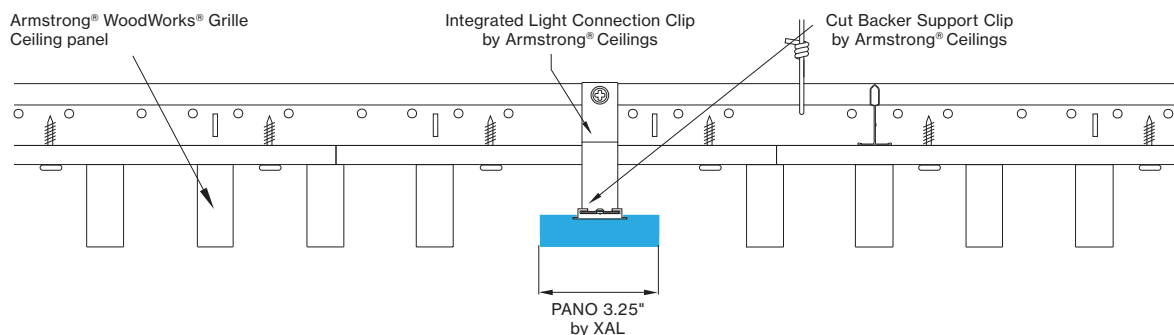
Technical data

| | SIZE TYPE | LED COLOR TEMPERATURE | INPUT WATTS | DELIVERED LM TOTAL | LIGHT DISTRIBUTION | DELIVERED LUMEN DIRECT | OPTICAL EFFICIENCY | LUMINAIRE EFFICACY |
|---------------------|-----------|-----------------------|-------------|--------------------|--------------------|------------------------|--------------------|--------------------|
| PANO 3.25" | | | | | | | | |
| e LED | 8' opal | 40K | 29.5 W | 3600 lm | 100% down | 3600 lm | 79% | 122 lm/W |
| e ² LED | 8' opal | 40K | 44.7 W | 5400 lm | 100% down | 5400 lm | 79% | 121 lm/W |
| e ²⁺ LED | 8' opal | 40K | 58.9 W | 7000 lm | 100% down | 7000 lm | 79% | 119 lm/W |

for 27 K, 30K or 35K multiply lm value by 0.96

WoodWorks® Grille Ceiling Integration

(for more ceiling options, please see CEILING OPTIONS pages)



Available lengths for ceiling types

| CEILING TYPE | 2 FT | 4 FT | 6 FT | 8 FT |
|-------------------------------------|---------|---------|------|--------|
| WoodWorks® Grille Tegular 9/16 | 23.375" | 47.375" | n/a | n/a |
| WoodWorks® Grille Tegular 15/16 | 23" | 47" | n/a | n/a |
| WoodWorks® Grille Classic | 23" | 47" | 71" | 95" |
| WoodWorks® Grille Forte | *23" | 47" | 71" | 95" |
| WoodWorks® Linear Solid Wood panels | *23" | *47" | *71" | 95" |
| WoodWorks® Linear Veneered panels | *23" | *47" | *71" | 95.25" |

*Woodworks ceilings are not available in this length. Wood panels need to be cut in the field to fit this length.

INTEGRATED LIGHT CONNECTION CLIP

Armstrong® Ceilings Integrated Light Connection Clip

visit armstrongceilings.com/linearlighting

please contact your Armstrong Ceilings rep

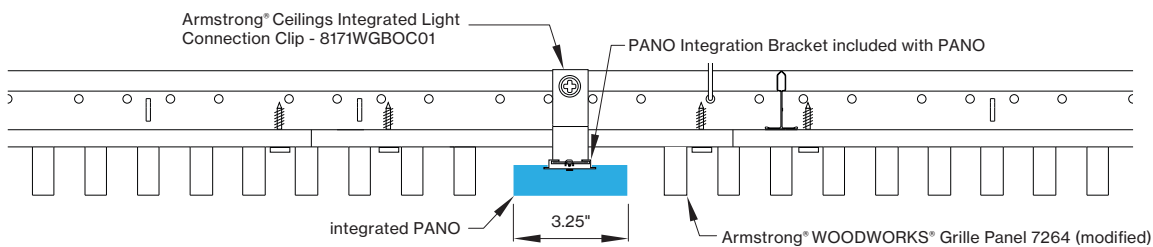
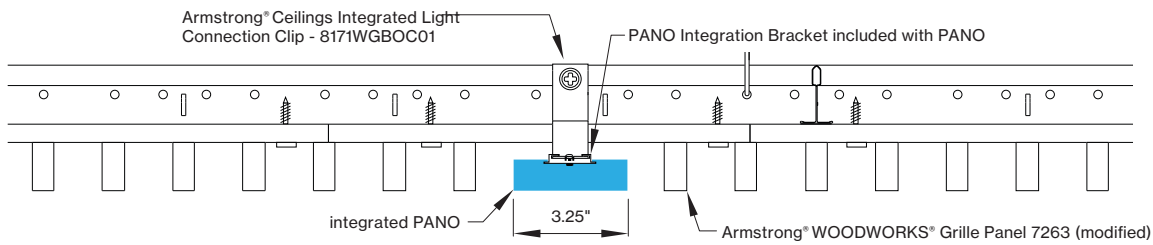
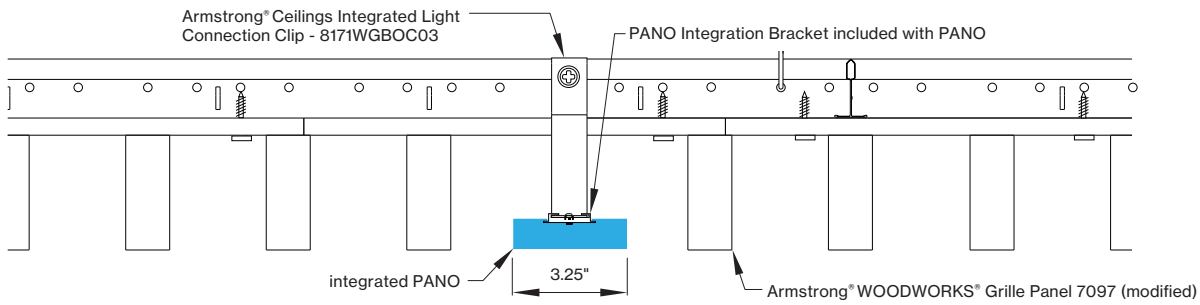
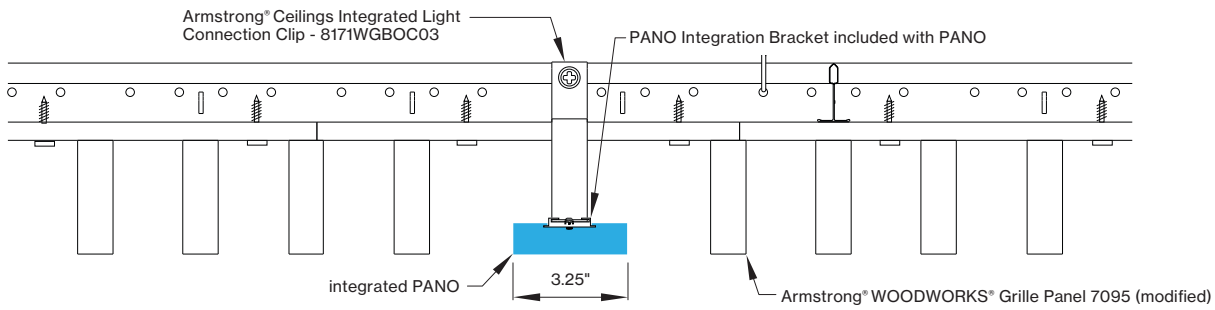
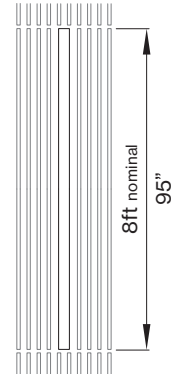
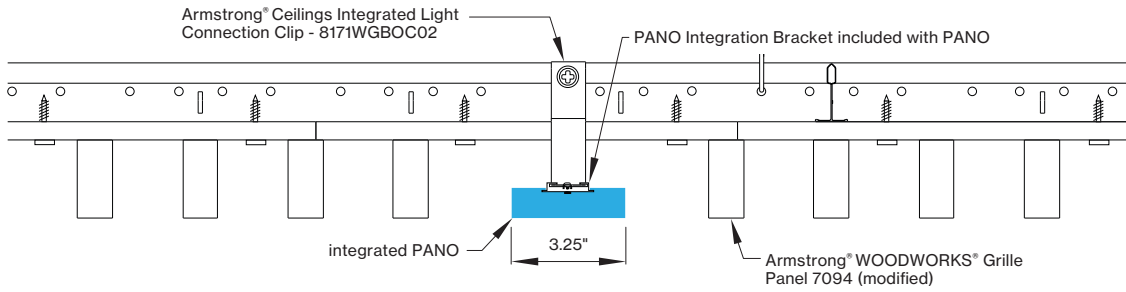
WoodWorks® ceiling systems

XAL PANO is only approved for Armstrong® WoodWorks Grille Tegular 9/16, WoodWorks Grille Tegular 15/16, WoodWorks Grille, WoodWorks Linear Solid Wood panels and WoodWorks Linear Veneered panels ceiling systems. Refer to armstrongceilings.com for installation instructions related to the ceiling products.

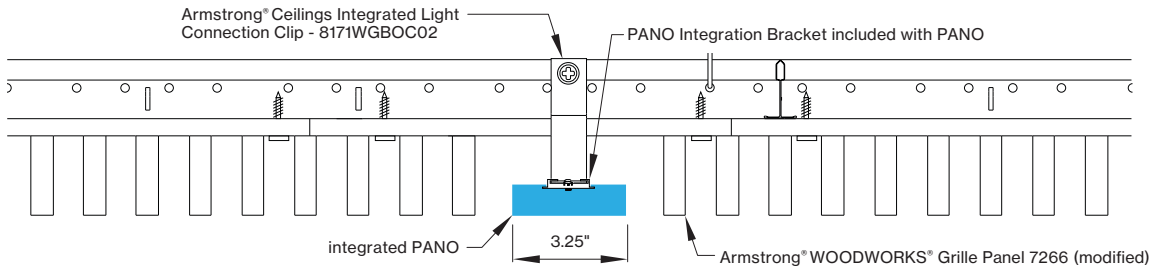
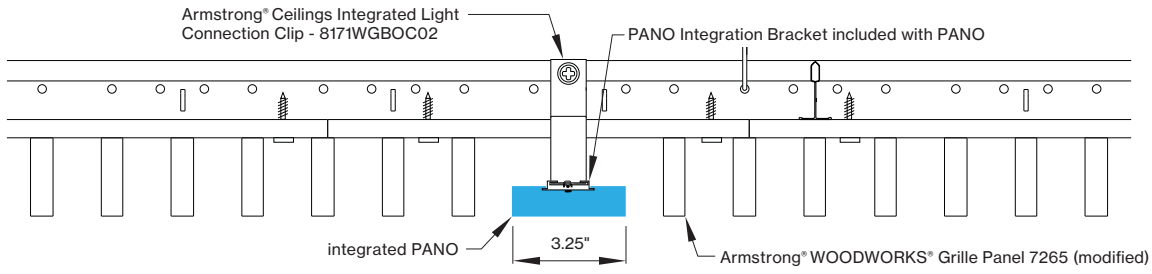
PANO 3.25"

WWG - ARMSTRONG® WOODWORKS® GRILLE PANELS

WWG view from below



WWG - ARMSTRONG® WOODWORKS® GRILLE PANELS cont'd



PANO mounting instructions

Get access to the PANO mounting instructions faster by scanning the QR code.

<https://www.xalusa.com/resources/cut-sheets/pano>

